

primus

laundry equipment

Xtreme
in innovation

Coin Operated Washer Extractors Coin Operated Dryers

SPC10

SDC10



FEATURES WASHER EXTRACTORS

- Stainless steel outer and inner drum
- Industry-leading 440 G-Force extraction removes more moisture, minimizing drying times and utility costs
- Totally freestanding: can be installed on any floor and any level
- Suspension with new out-of-balance logic
- Soap box with four compartments
- Door opens 180° for easy loading and unloading
- Integrated anti-vandal coin box
- Standard with drain pump, drain valve optionally available
- Top, front and side panels standard available in anthracite grey
- Electrical heating or boiler-fed
- 6 wash programs
- Possibility of programming cycle modifier options » Added prewash » Extra wash time » Extra rinse
- LED indication of the status of the program
- Time remaining countdown

FEATURES DRYERS

- Galvanized steel cylinder
- Oversized lint filter located in front for easy cleaning
- Powerful exhaust blower assures short drying times and low operating costs
- Wide door opening of 180° for easy loading and unloading
- Integrated anti-vandal coin box
- Top, front and side panels standard available in anthracite grey
- Electrical or gas heating
- 4 drying programs
- LED indication of the status of the program
- Time remaining countdown



COMPACT DESIGN



SUITABLE
FOR LAUNDROMATS

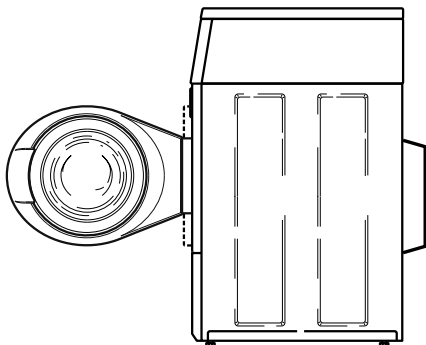


EASY OPERATION

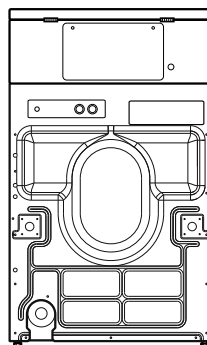
TYPE		SPC10
CAPACITY	kg	10
DRUM VOLUME	l	96,8
MOTOR		
Frequency controlled	kW	0,67
EXTRACTION SPEED	rpm	1200
G-FACTOR		440
ELECTRICAL CONNECTION		1x220-240V 50/60Hz 3x220-240V 50Hz 3x380-415V+N 50 Hz
ELECTRICAL HEATING	kW	4,8
DRAIN		
Pump		standard
Drain valve		available
DIMENSIONS		
HxWxD	mm	1126x683x704
TRANSPORT DATA		
Gross weight	kg	128
Net weight	kg	119
Volume (packed)		
Cardboard packing	m ³	0,77
Dimensions (packed)	mm	1255x737x832

TYPE		SDC10
CAPACITY	kg	10
DRUM VOLUME	l	198
ELECTRICAL CONNECTION		1x220-240V 50/60Hz 3x220-240V 50Hz 3x380-415V+N 50 Hz
ELECTRICAL HEATING	kW	5,2 (230V) 5,3 (400V)
GAS HEATING	kW	7,3
MOTOR POWER	kW	0,25
DIMENSIONS		
HxWxD	mm	1126x683x711
TRANSPORT DATA		
Gross weight	kg	79
Net weight	kg	74
Volume (packed)		
Cardboard packing	m ³	0,77
Dimensions (packed)	mm	1255x737x832

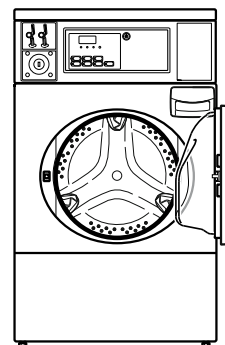
SPC10 Side View



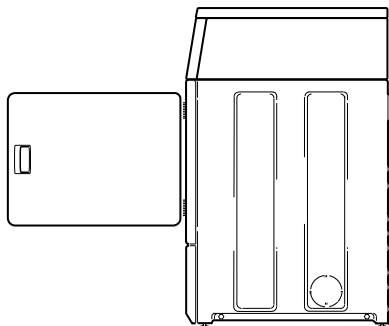
SPC10 Back



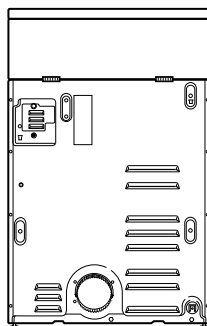
SPC10 Front View



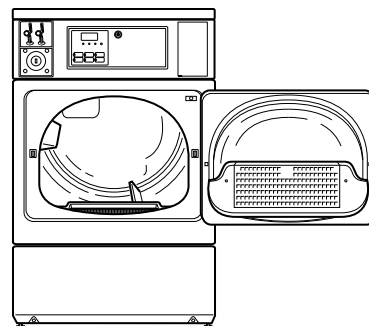
SDC10 Side View



SDC10 Back



SDC10 Front View



Primus preserves the right to change the machines and the specification in this leaflet at any time, without prior notice. Details and photographs are only for information and never binding.

www.primuslaundry.com

ISO 9001
ISO 14001

BUREAU VERITAS
Certification

